Exhibit A3

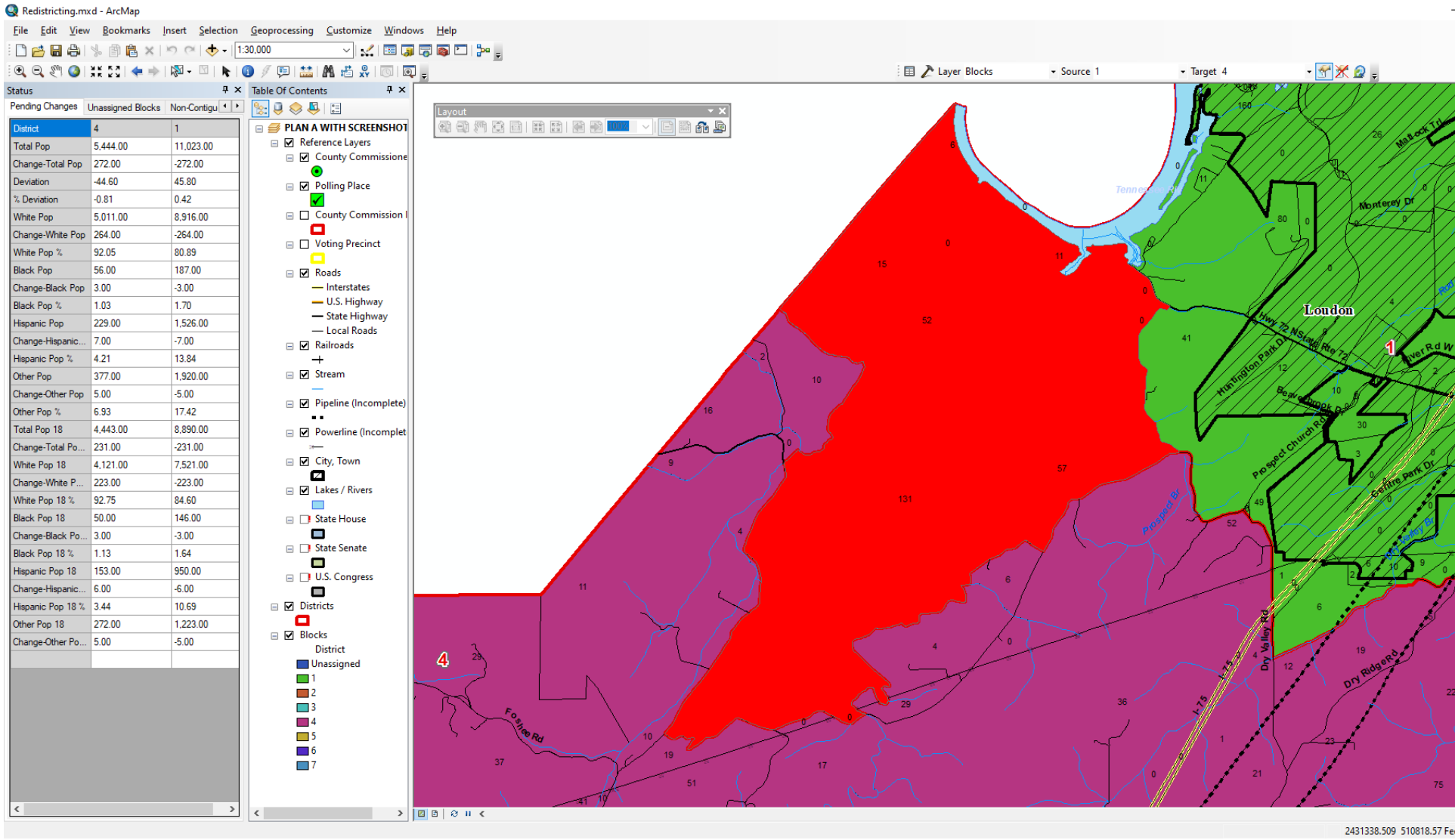
Redistricting.mxd - ArcMap
File Edit View Bookmarks Insert Selection Geoprocessing Customize Windows Help
1:30,000
Layer Blocks
Source 1
Target 4
Status
Pending Changes
Unassigned Blocks
Non-Contigu
District 4 1
Total Pop 5,444.00 11,023.00
Change-Total Pop 272.00 -272.00
Deviation -44.60 45.80
% Deviation -0.81 0.42
White Pop 5,011.00 8,916.00
Change-White Pop 264.00 -264.00
White Pop % 92.05 80.89
Black Pop 56.00 187.00
Change-Black Pop 3.00 -3.00
Black Pop % 1.03 1.70
Hispanic Pop 229.00 1,526.00
Change-Hispanic... 7.00 -7.00
Hispanic Pop % 4.21 13.84
Other Pop 377.00 1,920.00
Change-Other Pop 5.00 -5.00
Other Pop % 6.93 17.42
Total Pop 18 4,443.00 8,890.00
Change-Total Po... 231.00 -231.00
White Pop 18 4,121.00 7,521.00
Change-White P... 223.00 -223.00
White Pop 18 % 92.75 84.60
Black Pop 18 50.00 146.00
Change-Black Po... 3.00 -3.00
Black Pop 18 % 1.13 1.64
Hispanic Pop 18 153.00 950.00
Change-Hispanic... 6.00 -6.00
Hispanic Pop 18 % 3.44 10.69
Other Pop 18 272.00 1,223.00
Change-Other Po... 5.00 -5.00
Table Of Contents
PLAN A WITH SCREENSHOT
Reference Layers
County Commissione
Polling Place
County Commission I
Voting Precinct
Roads
Interstates
U.S. Highway
State Highway
Local Roads
Railroads
Stream
Pipeline (Incomplete)
Powerline (Incomplet
City, Town
Lakes / Rivers
State House
State Senate
U.S. Congress
Districts
Blocks
District
Unassigned
1
2
3
4
5
6
7
Layout
Loudon
Monterey Dr
Huntington Park Dr
Prospect Church Rd
Prospect Br
Dry Valley Rd
Dry Ridge Rd
Fosnee Rd
I-75
2431338.509 510818.57

Exhibit A5

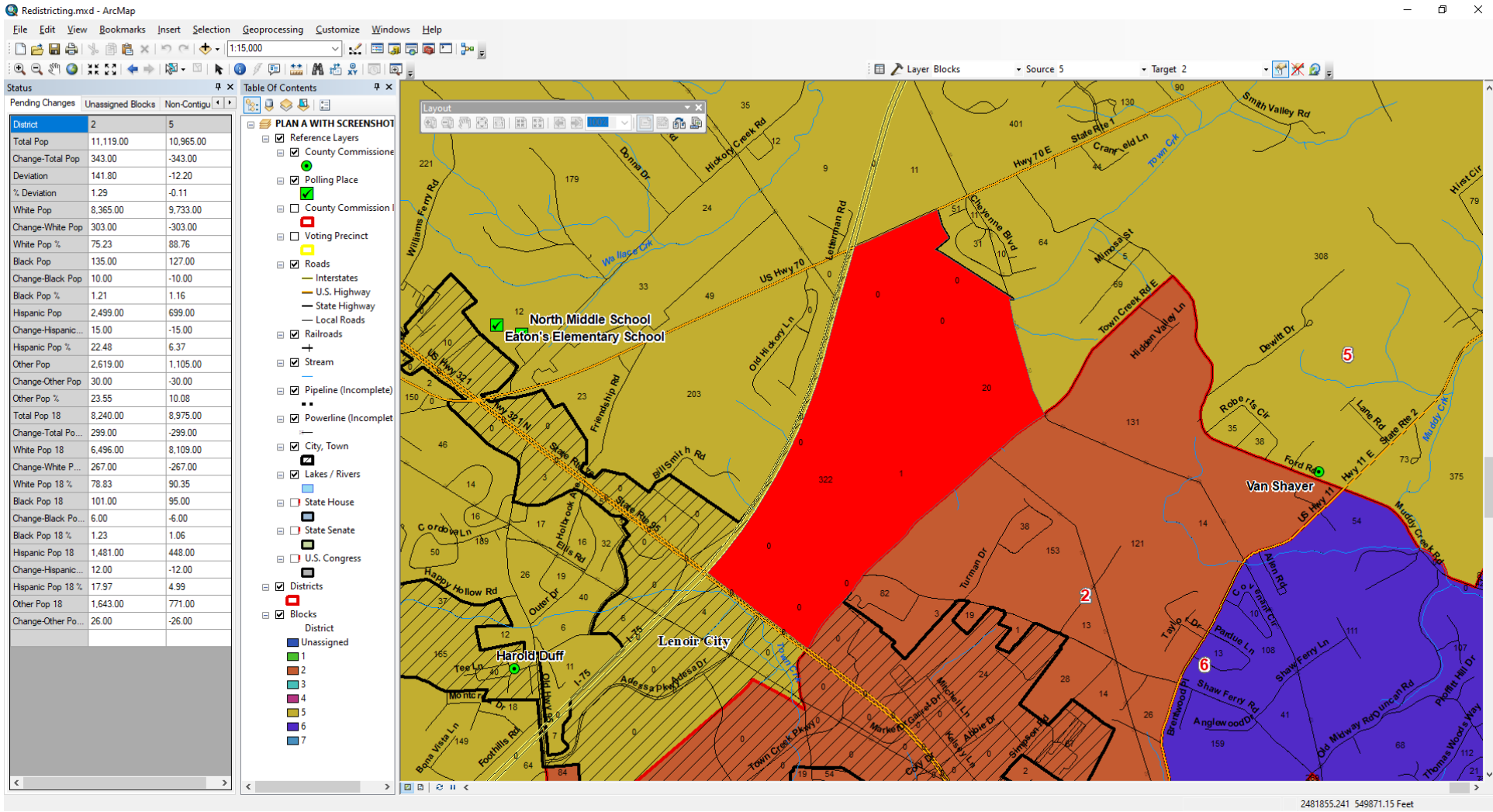

District	2	5
Total Pop	11,119.00	10,965.00
Change-Total Pop	343.00	-343.00
Deviation	141.80	-12.20
% Deviation	1.29	-0.11
White Pop	8,365.00	9,733.00
Change-White Pop	303.00	-303.00
White Pop %	75.23	88.76
Black Pop	135.00	127.00
Change-Black Pop	10.00	-10.00
Black Pop %	1.21	1.16
Hispanic Pop	2,499.00	699.00
Change-Hispanic...	15.00	-15.00
Hispanic Pop %	22.48	6.37
Other Pop	2,619.00	1,105.00
Change-Other Pop	30.00	-30.00
Other Pop %	23.55	10.08
Total Pop 18	8,240.00	8,975.00
Change-Total Po...	299.00	-299.00
White Pop 18	6,496.00	8,109.00
Change-White P...	267.00	-267.00
White Pop 18 %	78.83	90.35
Black Pop 18	101.00	95.00
Change-Black Po...	6.00	-6.00
Black Pop 18 %	1.23	1.06
Hispanic Pop 18	1,481.00	448.00
Change-Hispanic...	12.00	-12.00
Hispanic Pop 18 %	17.97	4.99
Other Pop 18	1,643.00	771.00
Change-Other Po...	26.00	-26.00

Exhibit A4

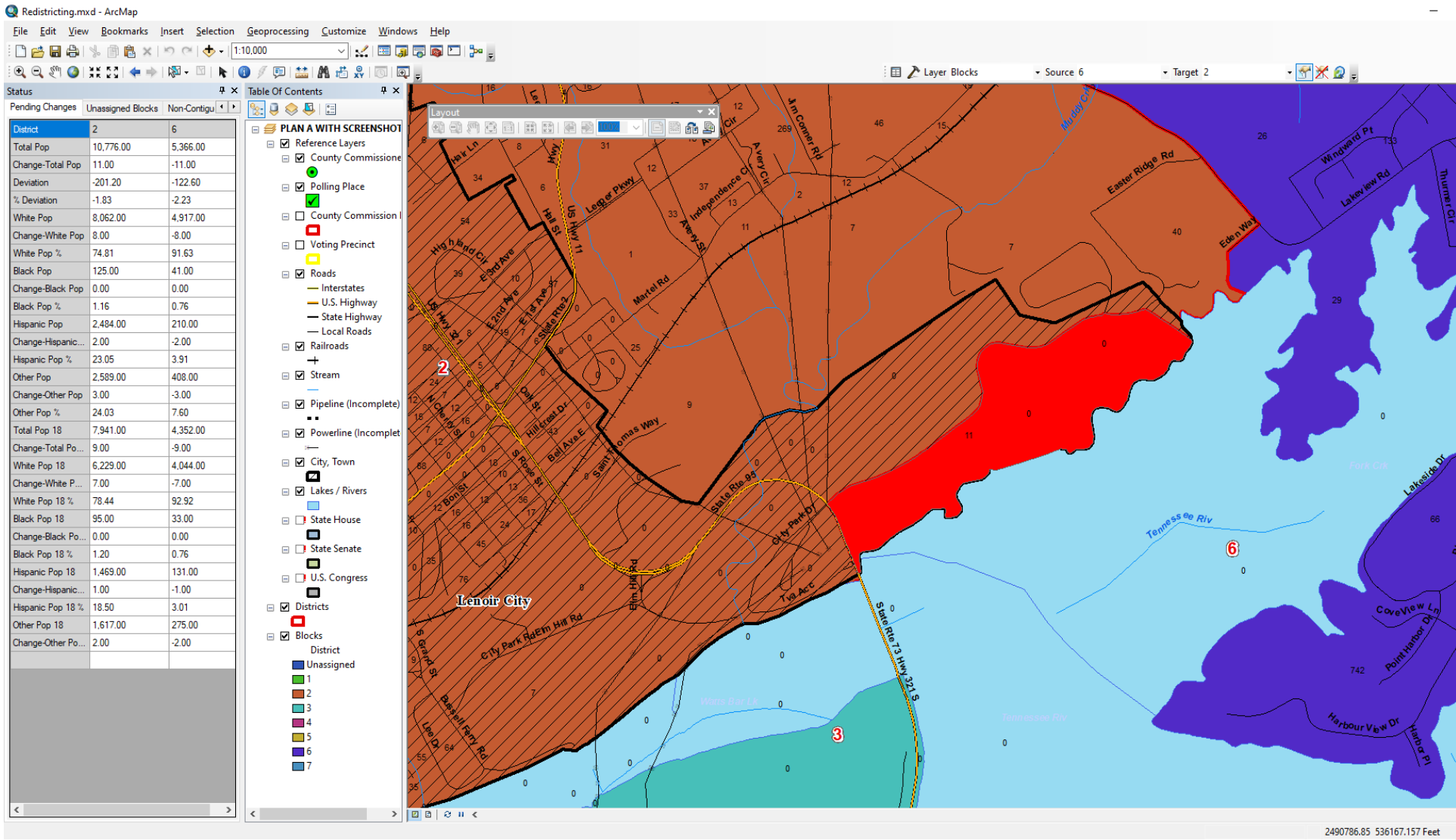

District	2	6
Total Pop	10,776.00	5,366.00
Change-Total Pop	11.00	-11.00
Deviation	-201.20	-122.60
% Deviation	-1.83	-2.23
White Pop	8,062.00	4,917.00
Change-White Pop	8.00	-8.00
White Pop %	74.81	91.63
Black Pop	125.00	41.00
Change-Black Pop	0.00	0.00
Black Pop %	1.16	0.76
Hispanic Pop	2,484.00	210.00
Change-Hispanic...	2.00	-2.00
Hispanic Pop %	23.05	3.91
Other Pop	2,589.00	408.00
Change-Other Pop	3.00	-3.00
Other Pop %	24.03	7.60
Total Pop 18	7,941.00	4,352.00
Change-Total Po...	9.00	-9.00
White Pop 18	6,229.00	4,044.00
Change-White P...	7.00	-7.00
White Pop 18 %	78.44	92.92
Black Pop 18	95.00	33.00
Change-Black Po...	0.00	0.00
Black Pop 18 %	1.20	0.76
Hispanic Pop 18	1,469.00	131.00
Change-Hispanic...	1.00	-1.00
Hispanic Pop 18 %	18.50	3.01
Other Pop 18	1,617.00	275.00
Change-Other Po...	2.00	-2.00

Exhibit A1

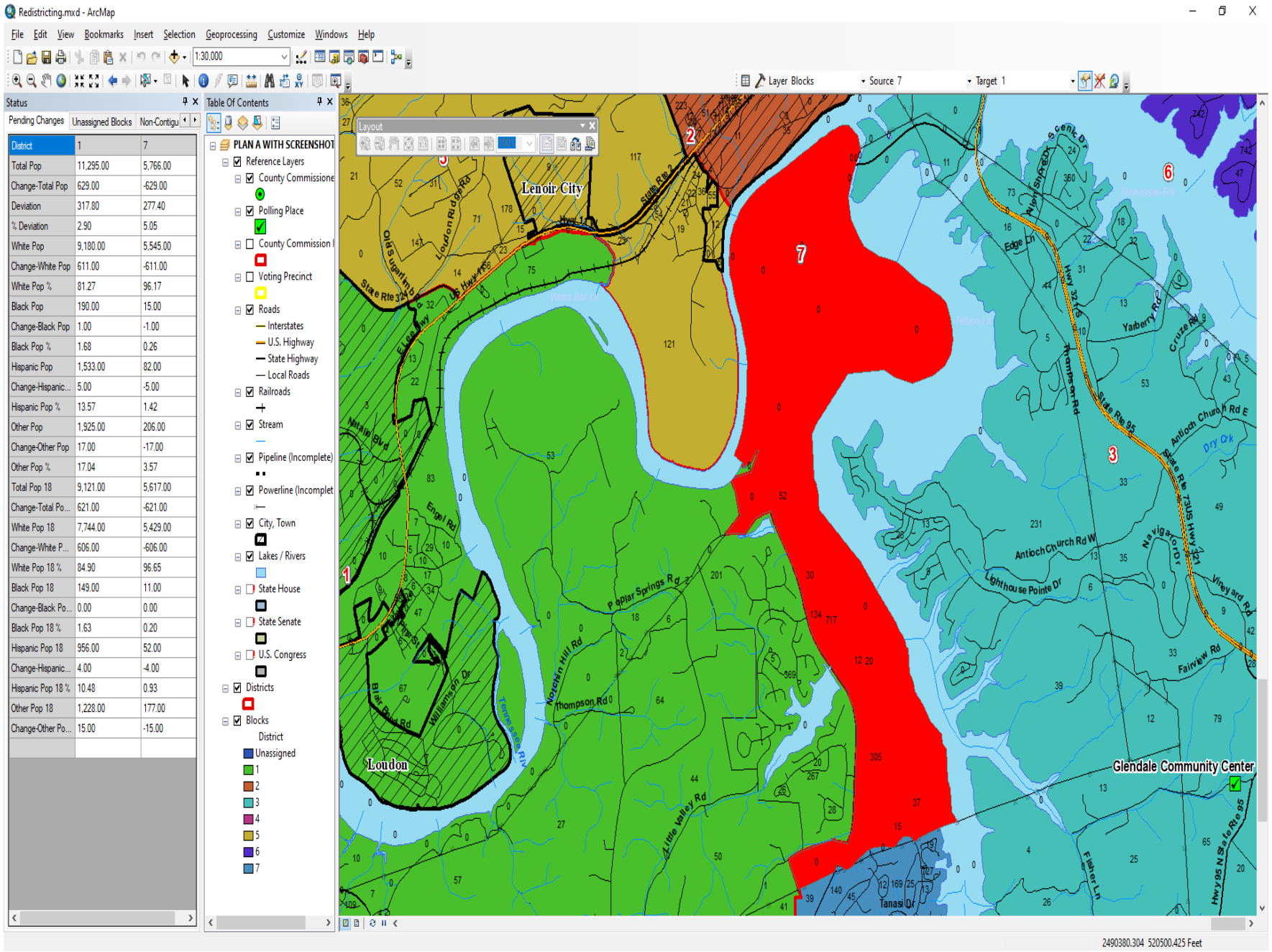

District	1	7
Total Pop	11,295.00	5,766.00
Change-Total Pop	629.00	-629.00
Deviation	317.80	277.40
% Deviation	2.90	5.05
White Pop	9,180.00	5,545.00
Change-White Pop	611.00	-611.00
White Pop %	81.27	96.17
Black Pop	190.00	15.00
Change-Black Pop	1.00	-1.00
Black Pop %	1.68	0.26
Hispanic Pop	1,533.00	82.00
Change-Hispanic...	5.00	-5.00
Hispanic Pop %	13.57	1.42
Other Pop	1,925.00	206.00
Change-Other Pop	17.00	-17.00
Other Pop %	17.04	3.57
Total Pop 18	9,121.00	5,617.00
Change-Total Po...	621.00	-621.00
White Pop 18	7,744.00	5,429.00
Change-White P...	606.00	-606.00
White Pop 18 %	84.90	96.65
Black Pop 18	149.00	11.00
Change-Black Po...	0.00	0.00
Black Pop 18 %	1.63	0.20
Hispanic Pop 18	956.00	52.00
Change-Hispanic...	4.00	-4.00
Hispanic Pop 18 %	10.48	0.93
Other Pop 18	1,228.00	177.00
Change-Other Po...	15.00	-15.00

Exhibit A2

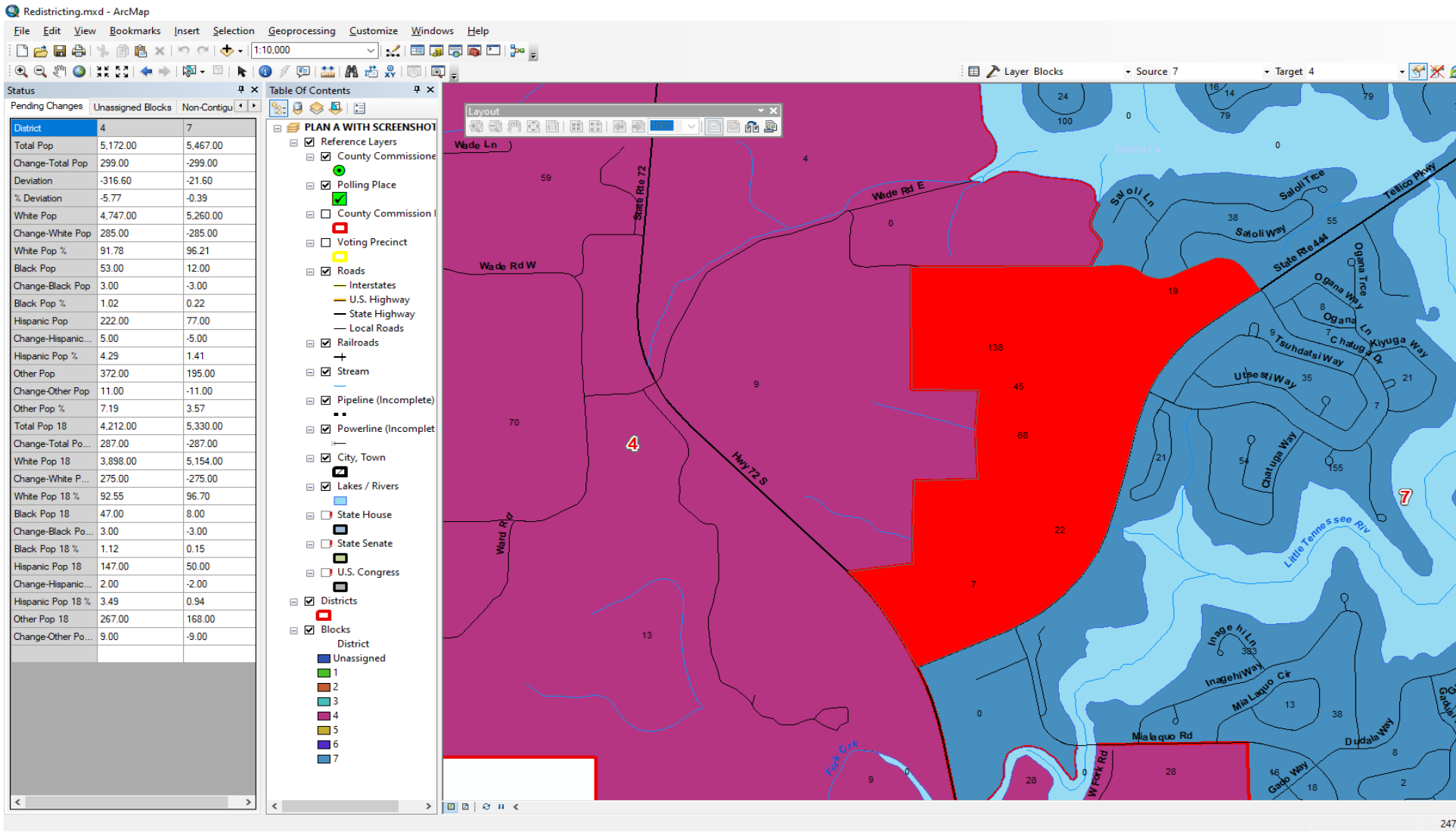

District	4	7
Total Pop	5,172.00	5,467.00
Change-Total Pop	299.00	-299.00
Deviation	-316.60	-21.60
% Deviation	-5.77	-0.39
White Pop	4,747.00	5,260.00
Change-White Pop	285.00	-285.00
White Pop %	91.78	96.21
Black Pop	53.00	12.00
Change-Black Pop	3.00	-3.00
Black Pop %	1.02	0.22
Hispanic Pop	222.00	77.00
Change-Hispanic...	5.00	-5.00
Hispanic Pop %	4.29	1.41
Other Pop	372.00	195.00
Change-Other Pop	11.00	-11.00
Other Pop %	7.19	3.57
Total Pop 18	4,212.00	5,330.00
Change-Total Po...	287.00	-287.00
White Pop 18	3,898.00	5,154.00
Change-White P...	275.00	-275.00
White Pop 18 %	92.55	96.70
Black Pop 18	47.00	8.00
Change-Black Po...	3.00	-3.00
Black Pop 18 %	1.12	0.15
Hispanic Pop 18	147.00	50.00
Change-Hispanic...	2.00	-2.00
Hispanic Pop 18 %	3.49	0.94
Other Pop 18	267.00	168.00
Change-Other Po...	9.00	-9.00

Plan Statistics

Start Editing Cancel

District	Commissioners	Total Pop.	Total Deviation	Total Deviation %
Unassigned	0	0.00	0.00	0.00
1	2	11,023.00	45.80	0.42
2	2	11,119.00	141.80	1.29
3	1	5,502.00	13.40	0.24
4	1	5,444.00	-44.60	-0.81
5	2	10,965.00	-12.20	-0.11
6	1	5,366.00	-122.60	-2.23
7	1	5,467.00	-21.60	-0.39

Plan A Stats